



Quarterly Budget Performance Report

Q1 of FY 2026 (1447/1448H)



Executive Summary

Q1 of FY 2026 (1447/1448H)

(S Million)

Revenues

260,972

Expenditures

386,685

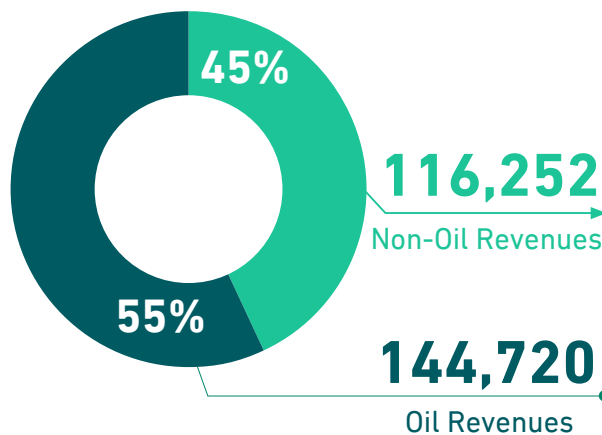
Surplus/(Deficit)

(125,713)

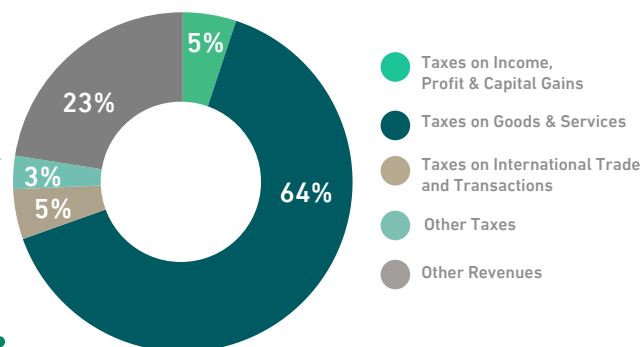
Actual Revenues

Q1 of FY 2026 (1447/1448H)

(S Million)



Non-Oil Revenues

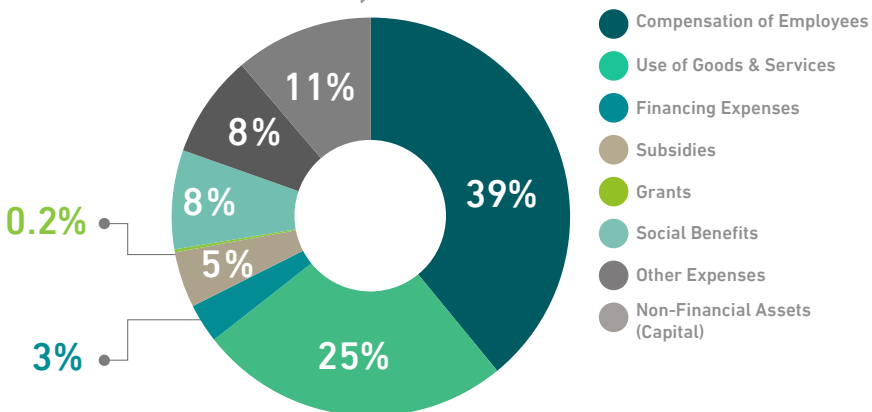


Actual Expenditures

Q1 of FY 2026 (1447/1448H)

(S Million)

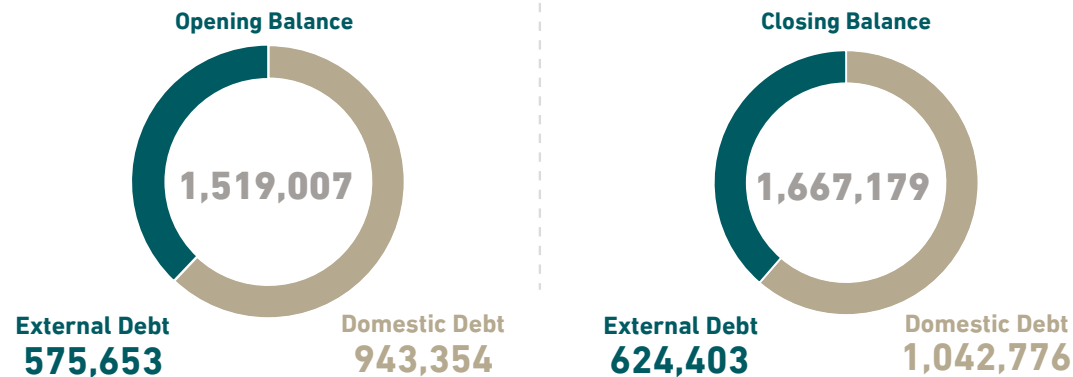
386,685



Public Debt

Q1 of FY 2026 (1447/1448H)

(S Million)





Quarterly Budget Performance Report

Q1 of FY 2026 (1447/1448H)




Revenues

Q1 of FY 2026 (1447/1448H)


Oil Revenues

(S Million)



Non-Oil Revenues

(S Million)



Expenditures

Q1 of FY 2026 (1447/1448H)

(S Million)



Surplus/(Deficit)

Q1 of FY 2026 (1447/1448H)

(S Million)

