



# Quarterly Budget Performance Report

Until Q4 of FY 2023 (1444 / 1445H)



## Summary

(SAR Million)

Until Q4 of FY 2023

### Revenues

1,212,290

### Expenditures

1,293,236

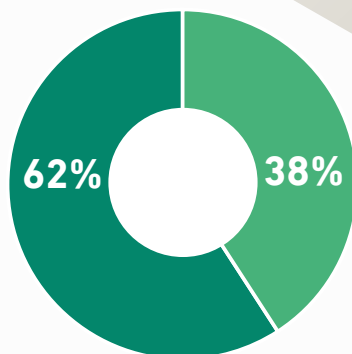
### Surplus/(Deficit)

(80,946)

## Revenues

(SAR Million)

Until Q4 of FY 2023



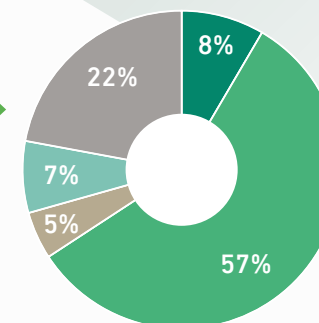
457,728

Non-Oil Revenues

754,562

Oil Revenues

## Non-Oil Revenues



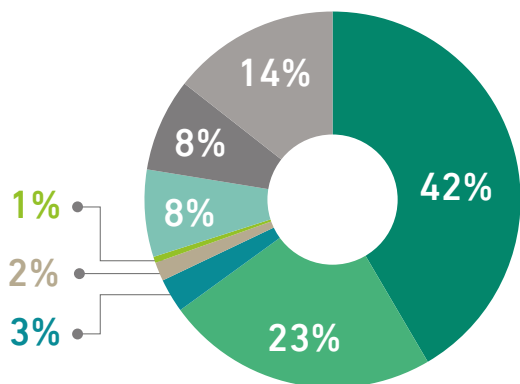
- Taxes on Income, Profit & Capital Gains
- Taxes on Goods & Services
- Taxes on International Trade and Transactions
- Other Taxes
- Other Revenues

## Expenditures

(SAR Million)

Until Q4 of FY 2023

1,293,236



- Compensation of Employees
- Use of Goods & Services
- Financing Expenses
- Subsidies
- Grants
- Social Benefits
- Other Expenses
- Non-Financial Assets (Capital)

## Public Debt

(SAR Million)

Public debt until Q4 of FY 2023

### Beginning of Period Balance

990,084

External Debt

375,128

Domestic Debt

614,956

### End of Period Balance

1,050,282

External Debt

405,877

Domestic Debt

644,405



# Quarterly Budget Performance Report

Until Q4 of FY 2023 (1444 / 1445H)




## Revenues

(SAR Million)

Until Q4 of FY 2023

### Oil Revenues



### Non-Oil Revenues



## Expenditures

(SAR Million)

Until Q4 of FY 2023



## Surplus/(Deficit)

(SAR Million)

Until Q4 of FY 2023

