

Executive Summary

(SAR Million)

Actual Results

Revenues

207,208

Expenses

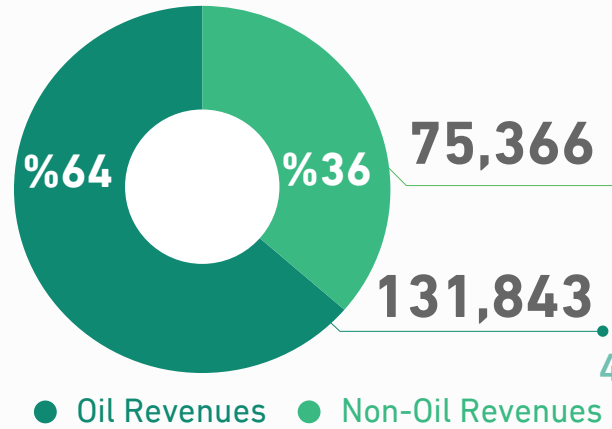
239,376

(Deficit)

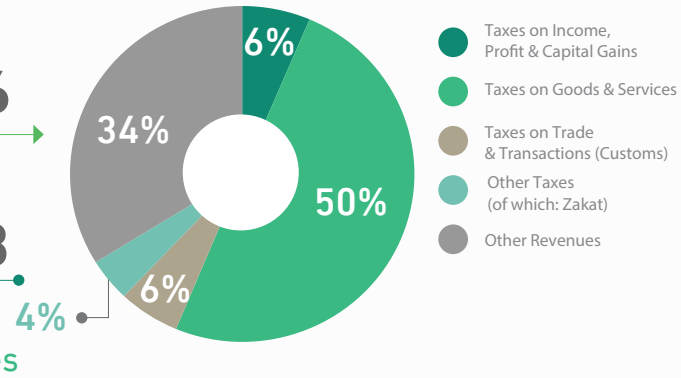
(32,168)

Actual Revenues

(SAR Million)



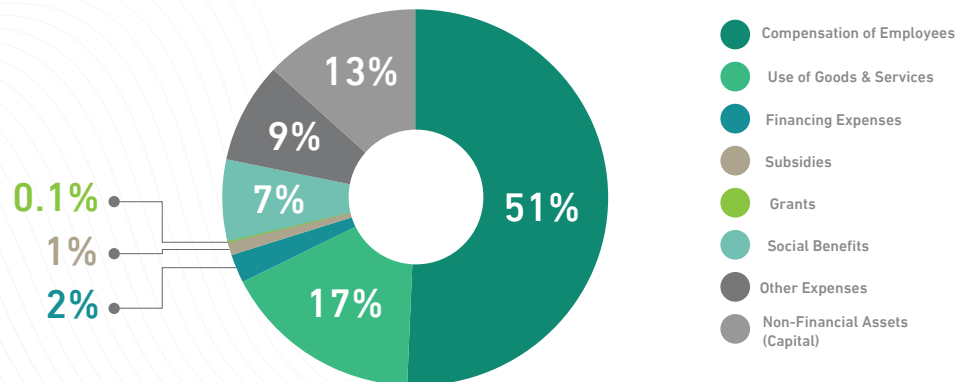
Non-Oil Revenues



Actual Expenses

(SAR Million)

239,376



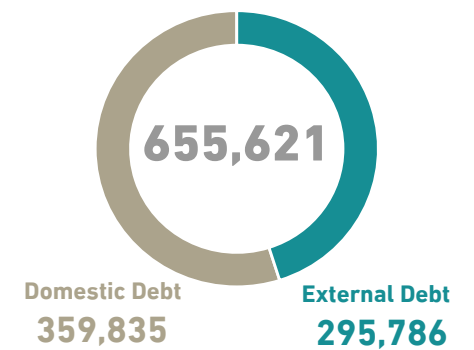
Public Debt


(SAR Million)

Beginning of Period Balance



End of Period Balance





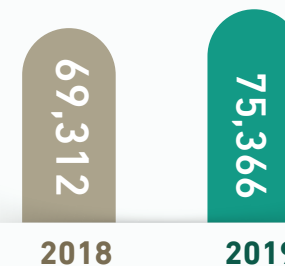
Revenues of Q3

(SAR Million)

Oil Revenues



Non-Oil Revenues



Expenditure of Q3

(SAR Million)



Surplus/(Deficit) of Q3

(SAR Million)



Executive Summary

(SAR Million)

Actual Results

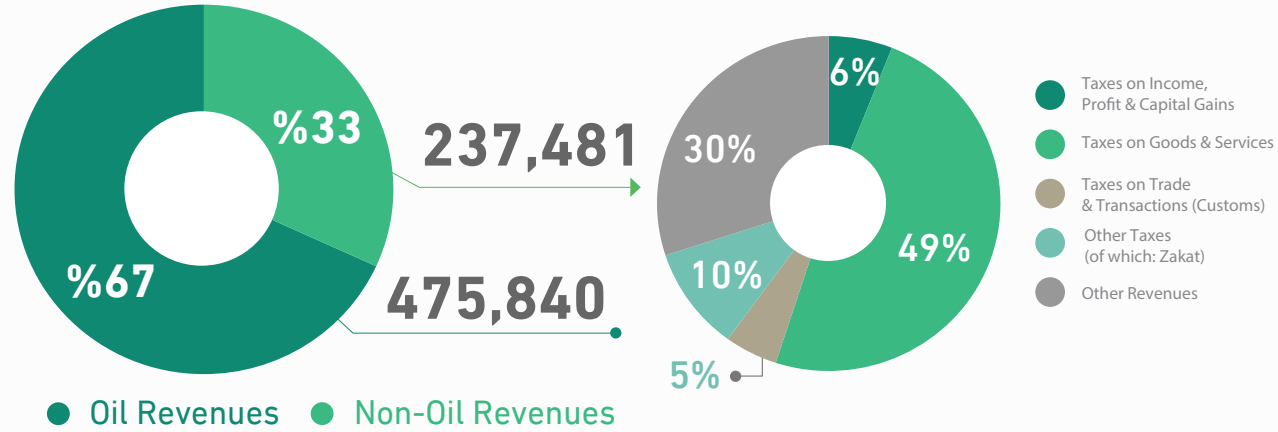
Revenues **713,320**

Expenses **751,173**

(Deficit) **(37,852)**

Actual Revenues

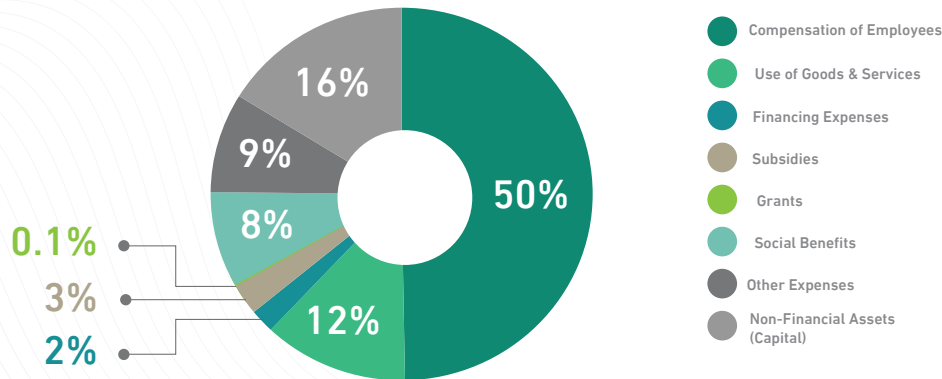
(SAR Million)



Actual Expenses

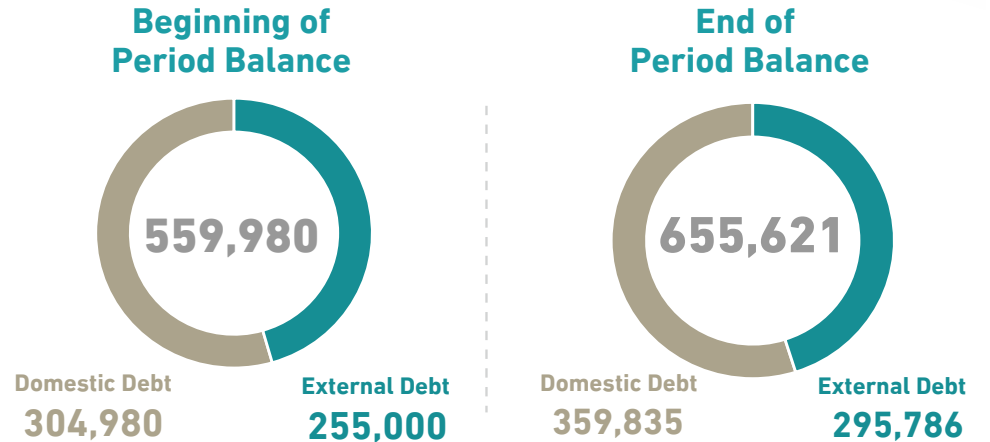
(SAR Million)


751,173



Public Debt

(SAR Million)





Revenues


(SAR Million)

End of Q3

Oil Revenues



Non-Oil Revenues



Expenditure

(SAR Million)


End of Q3



Surplus/(Deficit)

(SAR Million)

End of Q3





Quarterly Budget Performance Report

Q3 2019 (1440/1441H)

Executive Summary

Actual Results

Revenues **207,208**

Expenses **239,376**

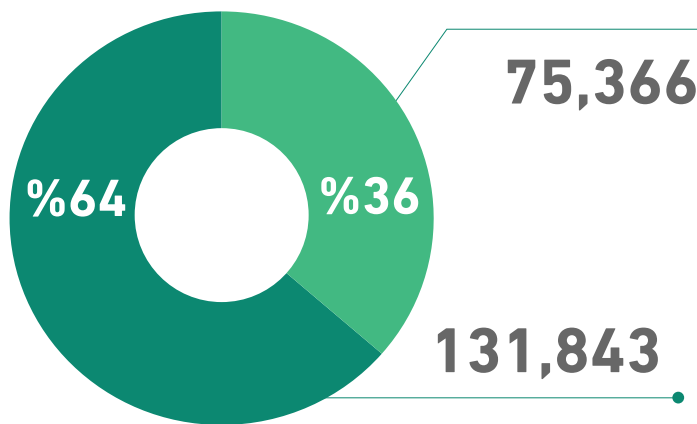
Deficit

(32,168)

(SAR Million)

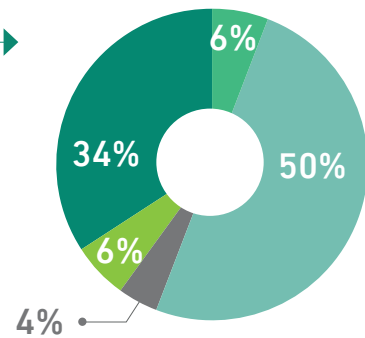
Actual Revenues

(SAR Million)



● Oil Revenues ● Non-Oil Revenues

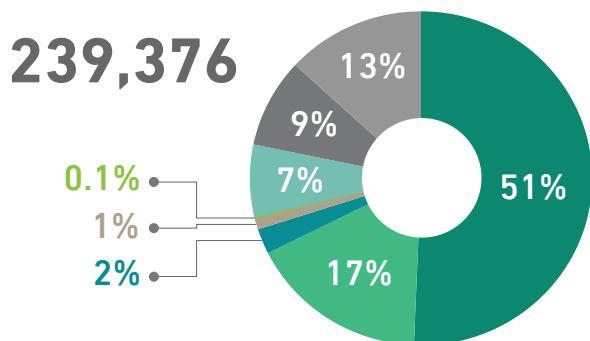
Non-Oil Revenues



- Taxes on Income, Profit and Capital Gains
- Taxes on Goods and Services
- Taxes on Trade and Transactions (Customs)
- Other Taxes (of which: Zakat)
- Other Revenues

Actual Expenses

(SAR Million)



- Compensation of Employees
- Financing Expenses
- Grants
- Other Expenses
- Use of Goods and Services
- Subsidies
- Social Benefits
- Non-Financial Assets (Capital)

Borrowing & Debt

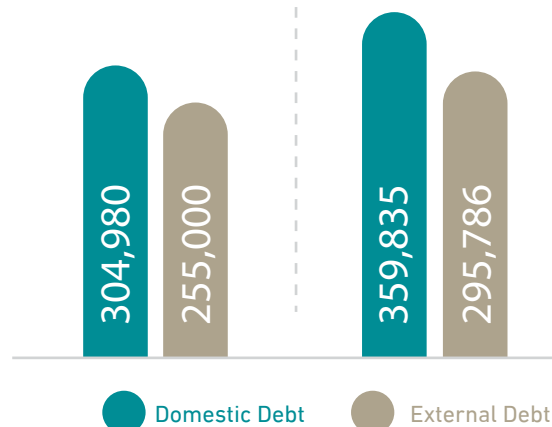
(SAR Million)

Beginning of
Period Balance

559,980

End of
Period Balance

655,621





Quarterly Budget Performance Report

As of end of Q3 2019 (1440/1441H)

Executive Summary

Actual Results

Revenues **713,320**

Expenses **751,173**

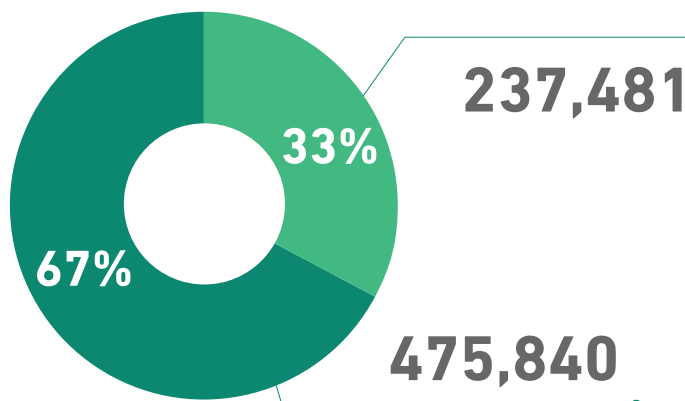
Deficit

(37,852)

(SAR Million)

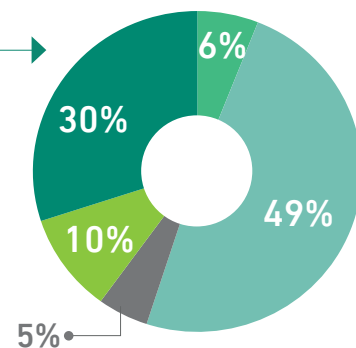
Actual Revenues

(SAR Million)



● Oil Revenues ● Non-Oil Revenues

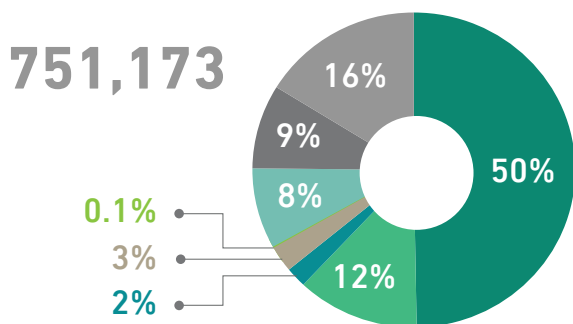
Non-Oil Revenues



- Taxes on Income, Profit and Capital Gains
- Taxes on Goods and Services
- Other Taxes (of which: Zakat)
- Taxes on Trade and Transactions (Customs)
- Other Revenues

Actual Expenses

(SAR Million)



- Compensation of Employees
- Financing Expenses
- Grants
- Other Expenses
- Use of Goods and Services
- Subsidies
- Social Benefits
- Non-Financial Assets (Capital)

Borrowing & Debt

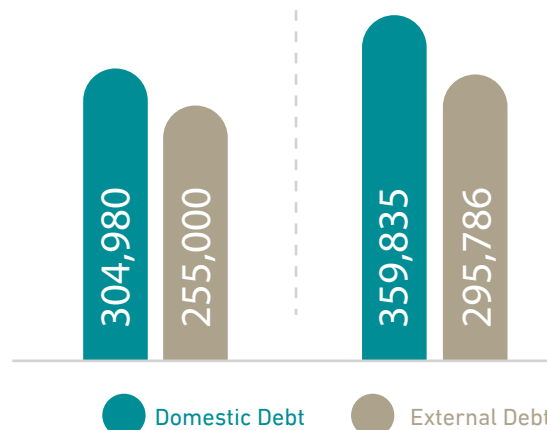
(SAR Million)

Beginning of Period Balance

559,980

End of Period Balance

655,621



● Domestic Debt ● External Debt

